

How to Choose DL or In-Person Option Quick Reference Guide




Quick Reference Guide

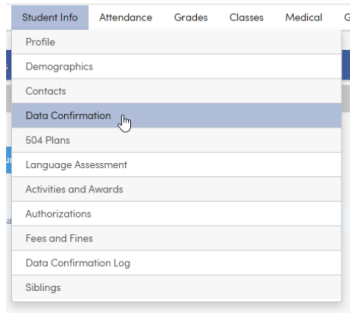
How to Choose DL or In-Person option in Aeries Parent Portal accounts

- 1) Go to the Aeries Parent Portal login page - <https://redlands.asp.aeries.net/Student/LoginParent.aspx>

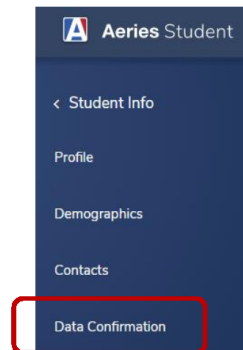
Redlands Unified School District



- 2) When in your account looking at the student you want to pre-register for Distance Learning during the 2020-2021 school year, find "Student Info" in the tabs and click on "Data Confirmation".



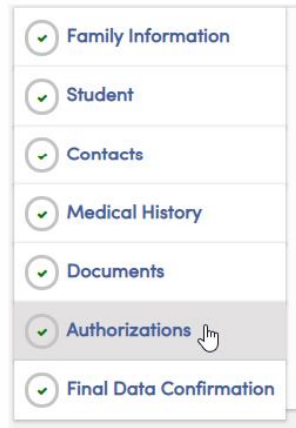
Previous Portal Account Version



Updated Portal Account Version

How to Choose DL or In-Person Option Quick Reference Guide

- 3) In the Data Confirmation page, find and click on “Authorizations”



- 4) The “Authorizations and Prohibitions” page will show up. Please find the “Distance Learning or In-Person Instruction” section and click your preference – “DL-Only” or “In-Person”.

Please Grant or Deny the following permissions.

Authorizations and Prohibitions	
Description	Status
Distance Learning or In-Person Instruction Select “DL Only” if you would like your child(ren) on Distance Learning for the remainder of the year or select “In-Person” if you would like to choose In-Person Instruction. In-Person Instruction (depending on COVID 19 data, guidelines and directives) may include some sort of Hybrid model (i.e., half day (am/pm), partial week (2 days in-person, 3 days Distance Learning), week on/week off, etc.). This data will assist the District in making the necessary staffing adjustments and/or student assignments.	<input type="checkbox"/> DL-Only <input type="checkbox"/> In-Person

- 5) Last step is to click “Save” at the bottom of the authorizations list.



- 6) To take you back to the dashboard, click the “Dashboard” tab.

