
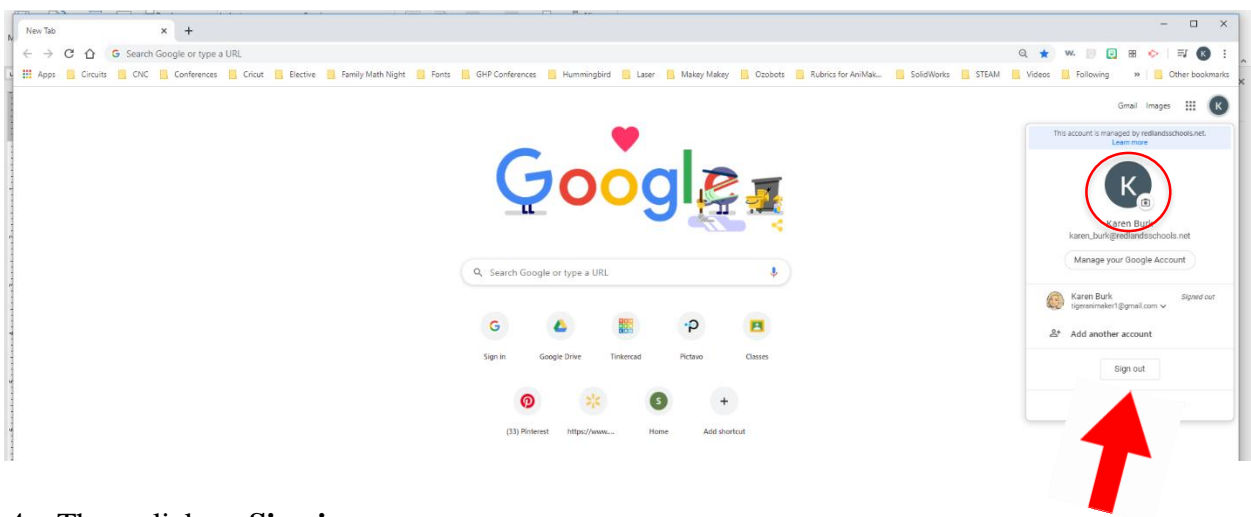


# How to access your student's Google Classroom

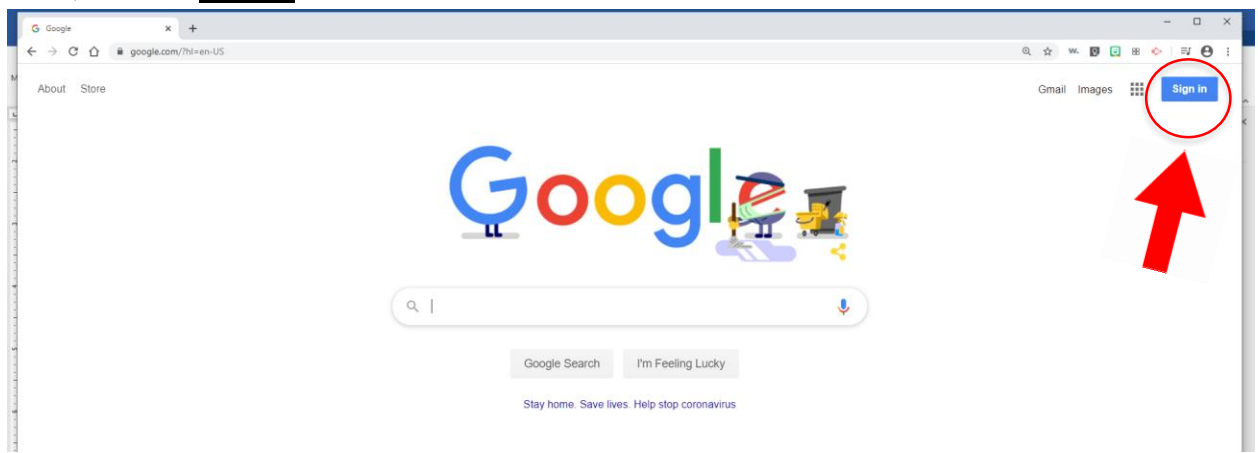
1. Go to **Google.com**
2. You will need to be signed in as your student. Click on the letter or image in the red circle at the top right corner of the page.



3. Check the icon to see who is logged in. If it is not your student then, click on **Sign out**. If your student is signed in, skip to step 6.

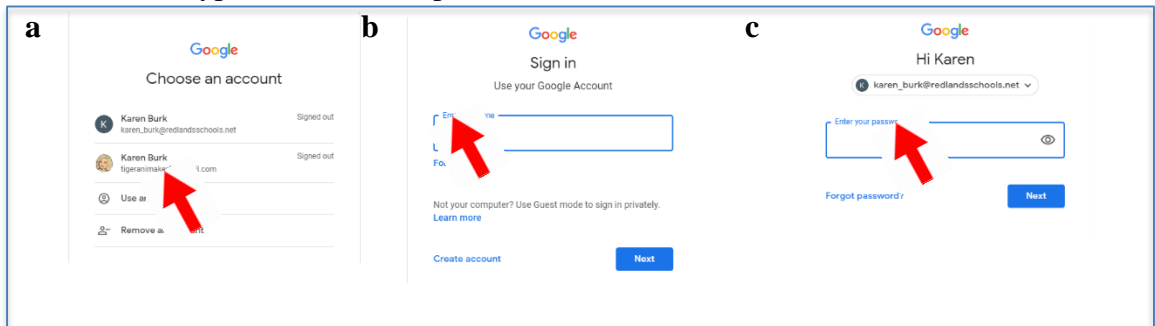


4. Then, click on **Sign in**

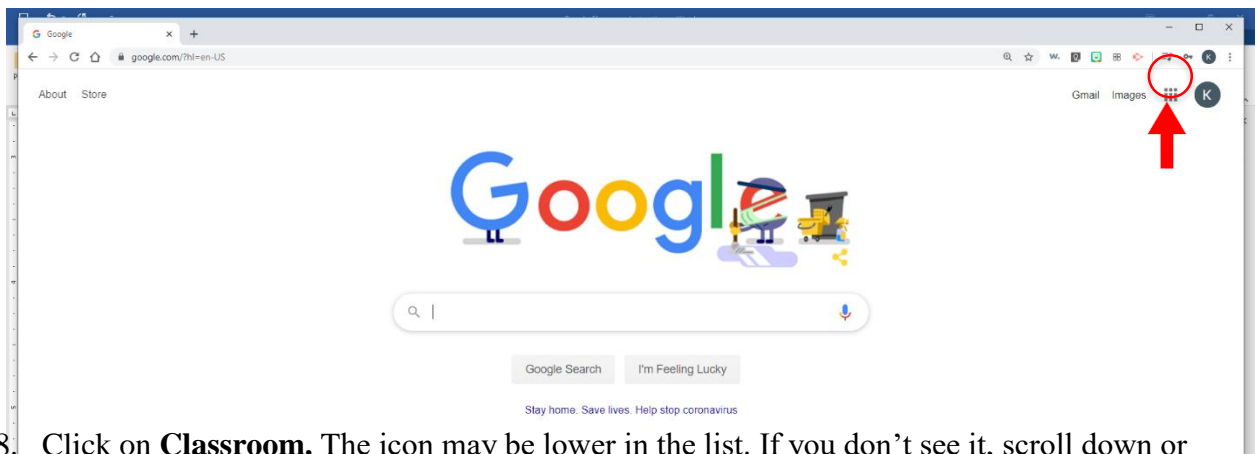


- 5.


6. Choose your students and enter your student's username and password.
  - a. account, **or**
  - b. type in their RUSD school email
  - c. and then type in the student password



7. Click on the “waffle” icon



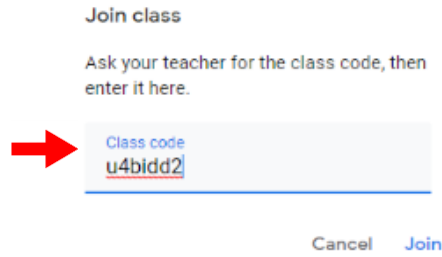
8. Click on **Classroom**. The icon may be lower in the list. If you don't see it, scroll down or click on **More** if you don't see it in the list.



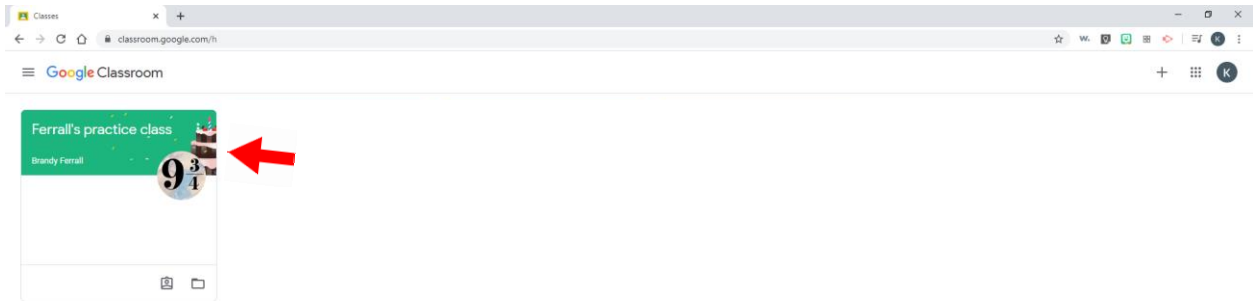
9. Click on the + and **Join class**



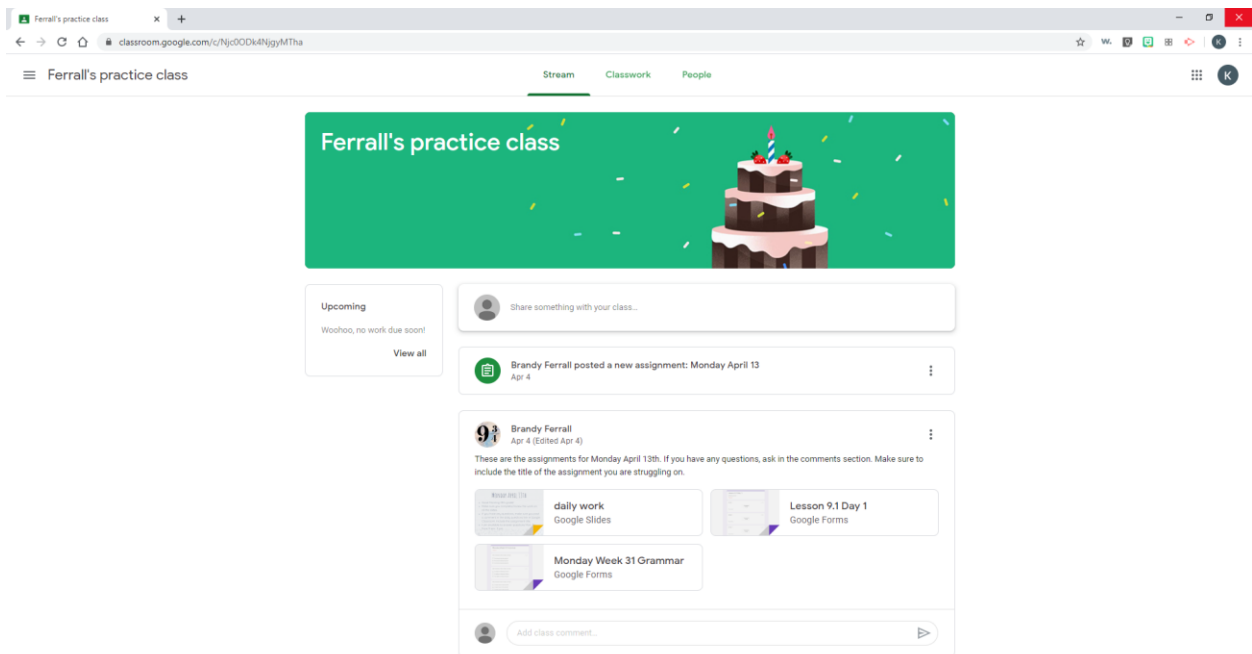
10. Enter the code that the teacher sent to the student in an email and click **Join**.



11. Click on the icon with the teachers name on it



12. You are now in the Google Classroom. You will see the teachers assignments.



13. If you need to access more than one student's account, you will need to have them Sign out and then start the process again with the next student's information.

The image shows a screenshot of a Google Classroom interface. The main content area displays the class page for "Ferrall's practice class", which includes a green header with a birthday cake illustration, an "Upcoming" section with a "View all" link, and a post from "Brandy Ferrall" dated April 4. The post contains three assignment cards: "daily work" (Google Slides), "Lesson 9:1 Day 1" (Google Forms), and "Monday Week 31 Grammar" (Google Forms). A comment input field is visible at the bottom of the post.

On the right side, a user profile dropdown menu is open, showing the user's name "Karen Burk" and email "karen\_burk@redlandschools.net". Below this, there are options for "Manage your Google Account", "Add another account", and "Sign out". A red arrow points to the "Sign out" button, which is circled in red.