




Quick Reference Guide

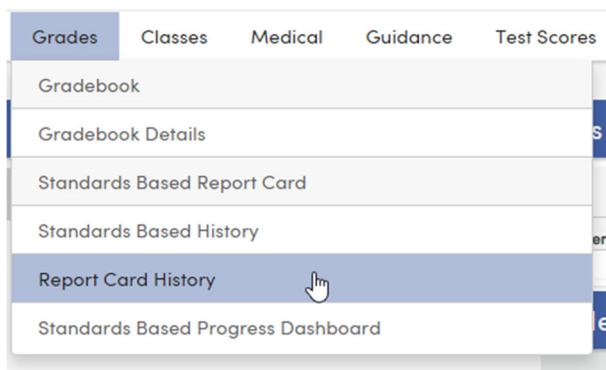
How to Access Grade Reports through Aeries Parent Portal Accounts

- 1) Go to the Aeries Parent Portal login page - <https://redlands.asp.aeries.net/Student/LoginParent.aspx>

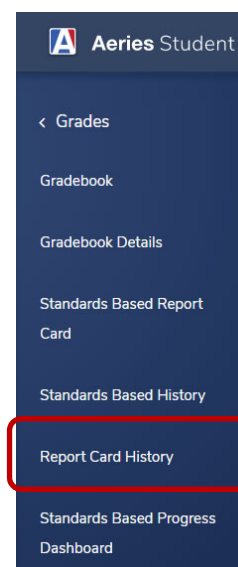
Redlands Unified School District



- 2) When in your account looking at the student you want to pre-register for Distance Learning during the 2020-2021 school year, find "Grades" in the tabs and click on "Report Card History".



Previous Portal Account Version



Updated Portal Account Version

- 3) On the Report Card History page, the top row will show the latest Report Card. If report card history has been run by your student's school site, it will show a date at the time of report cards. Click the blue link written as either English or if available your correspondence language.

Type	Report Title	Report Card
Standards Based Grade	Standards Based Report Cards	English

- 4) After clicking the link a new browser tab will open showing the PDF of the report card for that specific date. If you'd like, you can save the pdf to your device desktop/files or print it to a connected printer device if available.