

# STUDY NOTES

CHECK LIST TO EARN A PERFECT SCORE ON  
YOUR NOTES CHECK

**REMEMBER TO TURN IN A FULL SET OF NOTES!**





**WHAT IS DOES A FULL SET OF NOTES LOOK LIKE?**

A set of notes can be:

A front page of notes + a back page of notes +  
summary

OR

A front page of notes + summary and a back page of  
notes + a summary



## ELEMENTS OF NOTES

**WHAT SHOULD YOUR NOTES INCLUDE?**

- Essential Question
- Study Questions
- Organization
- Summary
- Annotations/Highlighting/Underlining
- Date in pen

## REMEMBER!

- NO SUMMARY MEANS NO POINTS!
  - You must include a summary to show the understanding of your notes
- Add the date in pen on each set of notes! Label each set with a title!



## QUICK TIPS!

**TO ENSURE THAT PERFECT SCORE!**

- MAKE A KEY!
  - Tutors want to understand WHY you did what you did
- USE DIFFERENT COLORS WHEN ANNOTATING
  - Different colors should represent different things in your notes
  - We want to see your thought process