

The background features a white space with a vertical black line on the left side. At the bottom, there are decorative wavy lines in shades of red and yellow. The text is centered in the upper half of the page.

ASES FORMAL EVALUATIONS

OVERALL PROGRAM FORMAL EVALUATION SCORES

<u>Promising practices</u>	<u>Exemplars</u>	<u>Site Average Score</u>
Supportive Relations with Adults:	Engaged with children, positive behavior management, warm/supportive, conversations frequent and reciprocal, engaged with students	3.9
Supportive Relations with Peers:	Interactions have a positive tone, interact well together, relaxed and involved with each other, negotiate solutions	3.8
Level of Engagement:	Students appear engaged, focused and interested; contribute to discussions	3.8
Opportunities for Cognitive Growth:	Activities promote thinking and understanding at a higher level, staff ask students, "why, how, what if", staff provide instruction, students identify and solve problems, activity requires students to plan, synthesize ideas	3.9

*Scale: 1-4, 4 indicating exemplars are evident. * Desired scores are 1, indicating there is no/low evidence of practices*

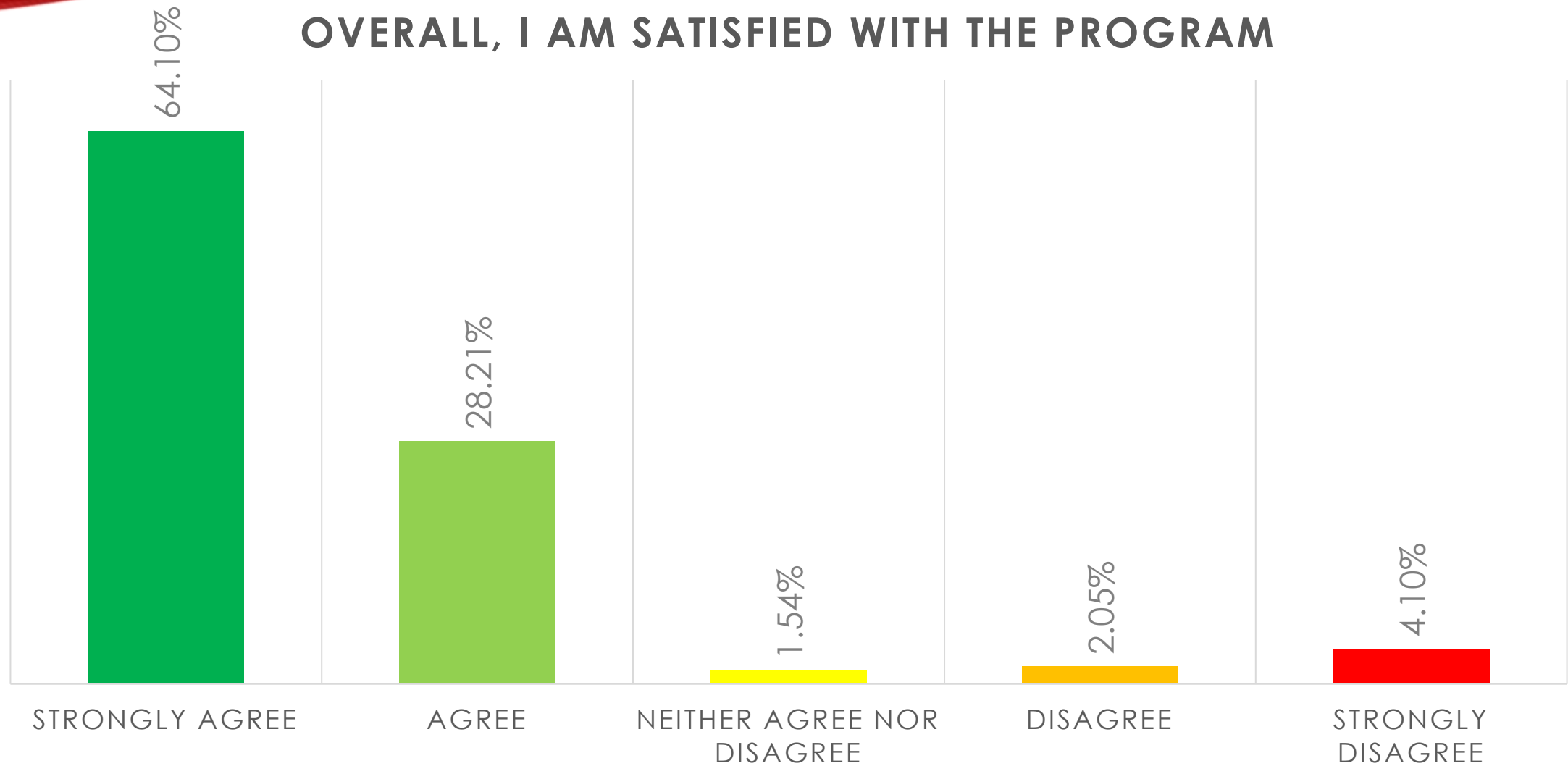
OVERALL PROGRAM FORMAL EVALUATION SCORES, CONT.

Promising practices	Exemplars	Site Average Score
Appropriate Structure	Transitions are orderly/efficient, instructions for activities are clear and appropriate, staff support each other, no obvious safety hazards, external distractions minimized	4
Over-Control*	Staff are highly over-controlling, students do not have opportunities for making choices	1
Chaos*	Students are engaged in inappropriate, and disruptive/rude behavior, moderate or heavy amounts of ineffectual control tactics	1.2
Mastery Orientation	Activities are skill-building, challenge students intellectually, creatively and/or physically, staff encourage students to try new activities, staff demonstrate or model concepts or skills	3.8
Overall Program Quality Rating		3.9

Scale: 1-4, 4 indicating exemplars are evident. * Desired scores are 1, indicating there is no/low evidence of practices

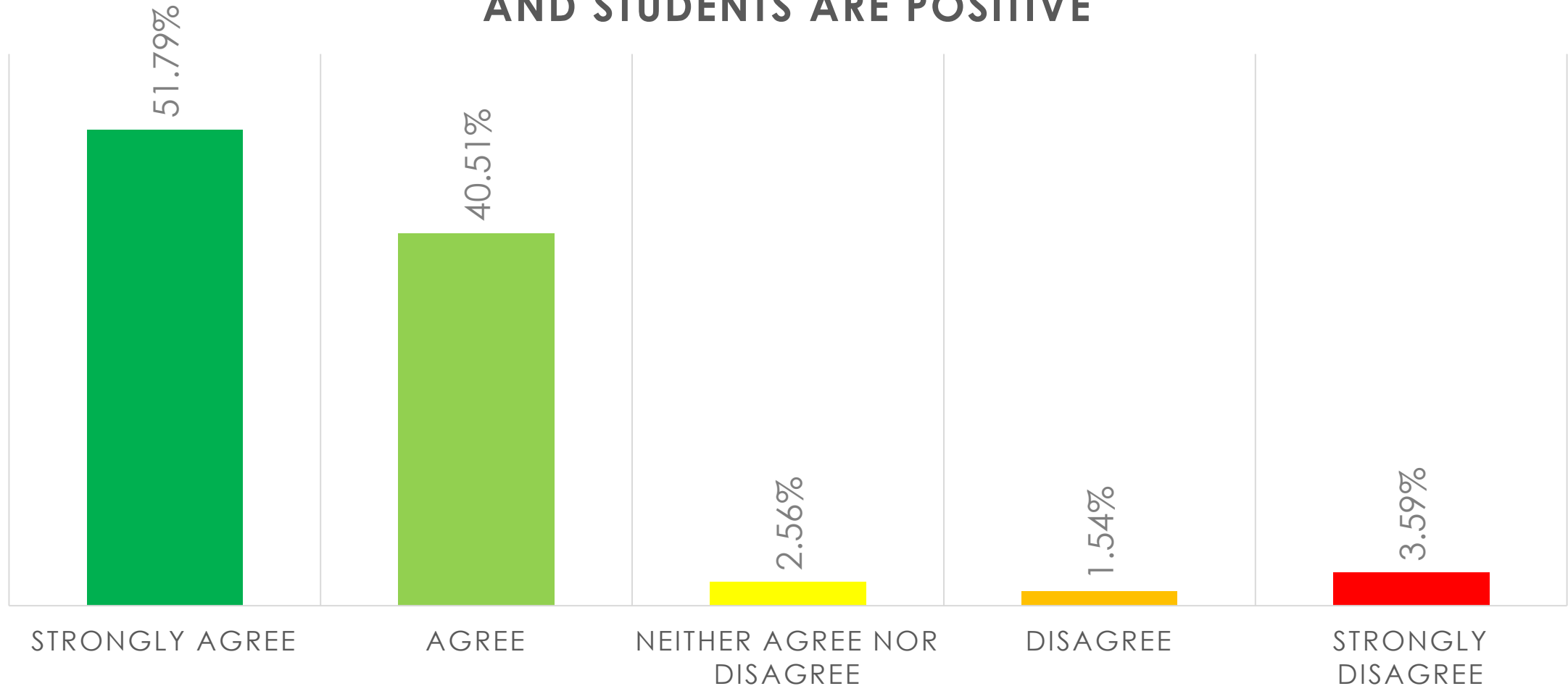
PARENT EVALUATION SCORES

OVERALL, I AM SATISFIED WITH THE PROGRAM



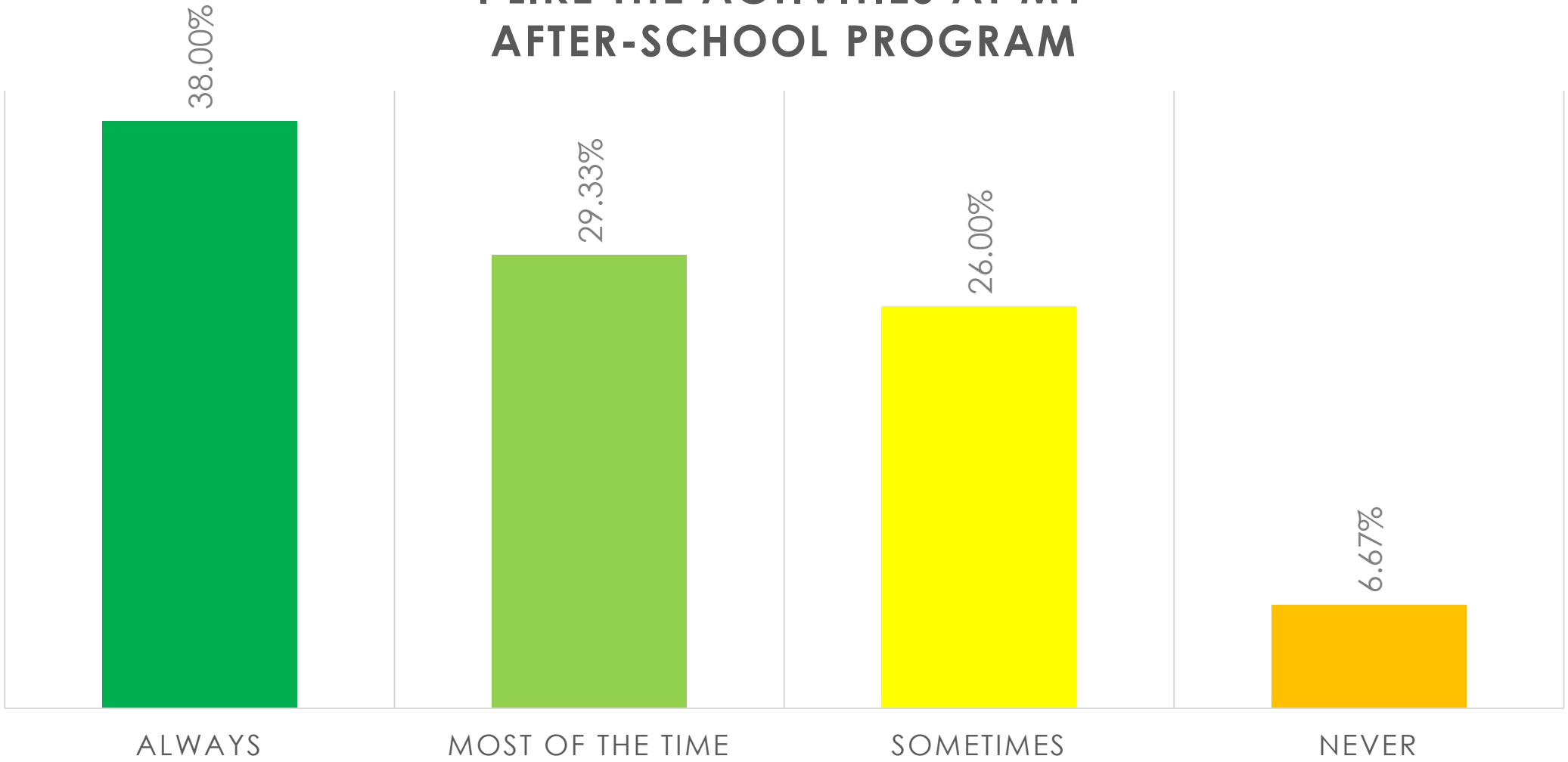
PARENT EVALUATION SCORES

THE RELATIONSHIPS BETWEEN STAFF
AND STUDENTS ARE POSITIVE



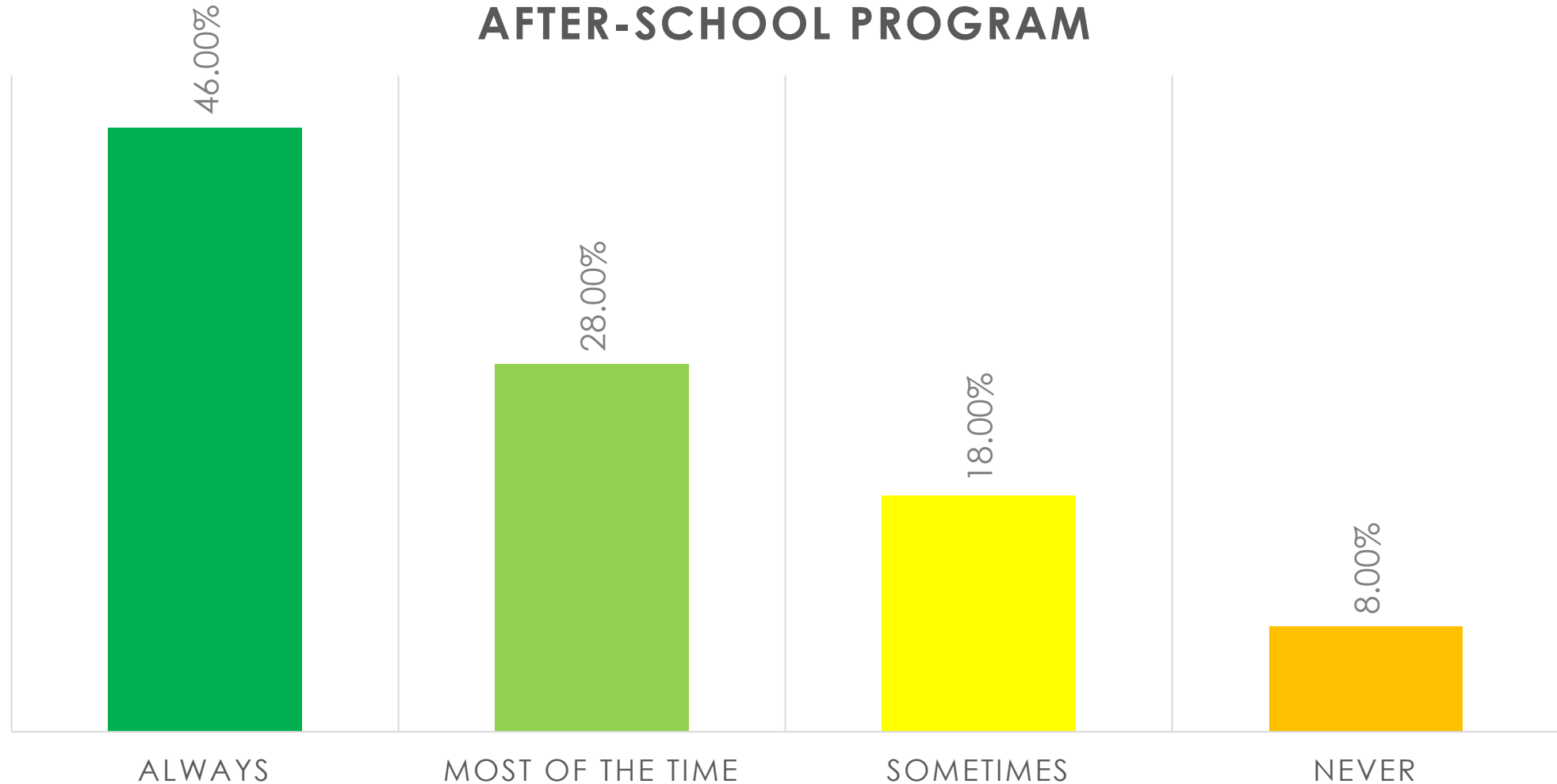
STUDENT EVALUATION SCORES

I LIKE THE ACTIVITIES AT MY AFTER-SCHOOL PROGRAM



STUDENT EVALUATION SCORES

THE STAFF GO OUT OF THEIR WAY TO HELP KIDS AT MY AFTER-SCHOOL PROGRAM



PROGRAM LEADER SURVEY RESPONSES

I Enjoy
Working Here:
96.3%

I Find the Work
Challenging &
Rewarding:
85.2%

I Get the
Support &
Feedback I
Need: 96.3%

Highest Level of
Education:

- Some College – 37%
- 2-year Degree – 7.4%
- 4-Year Degree – 51.9%
- Graduate Work – 3.7%

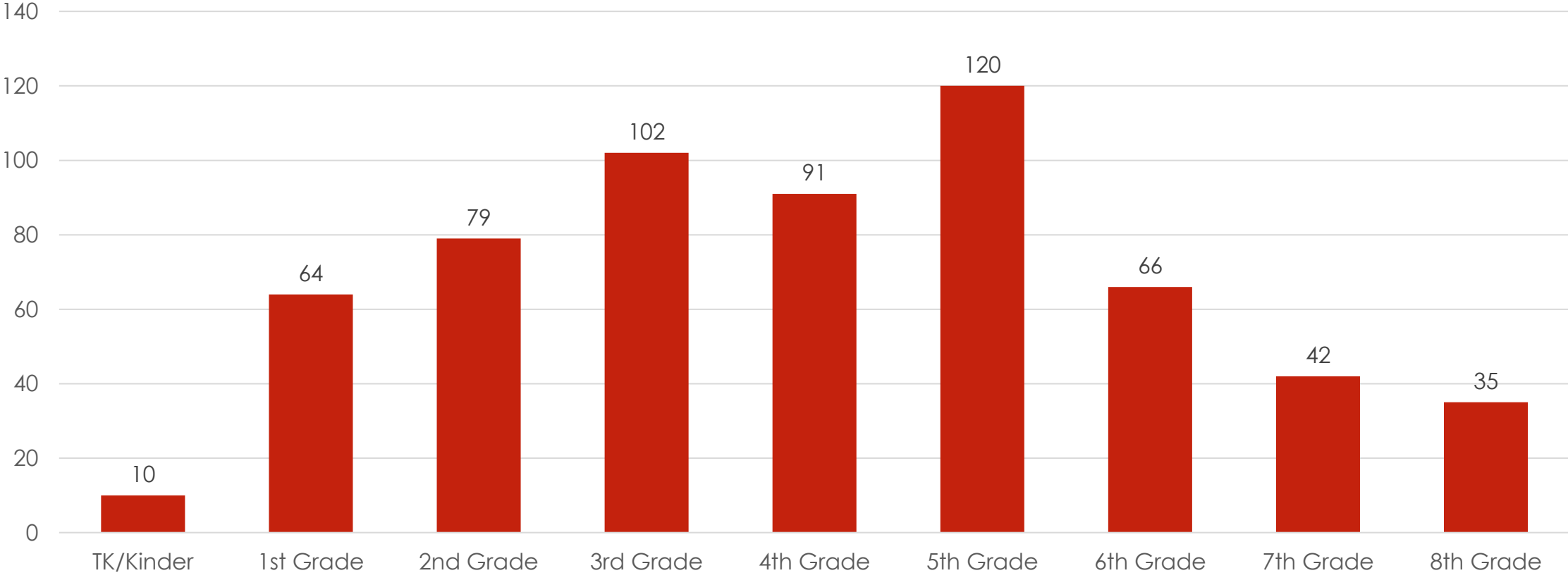
SITE COORDINATOR SURVEY RESPONSES

All sites feel there is a strong partnership between the program and the school

All sites feel the curriculum and instruction provided reinforce concepts during the school day

TOTAL ENROLLMENT BY GRADE AS OF JAN 31, 2020

Students By Grade



Does not include data from:
Bryn Mawr & Mentone

Does not include data from Cope

RECOMMENDATIONS

Renew

Renew for both contracts, Creative Brain and THINK Together, for a period of one year.

Continue

Continue to engage Principals and Assistant Principals to leverage support for programs.

Invite

Invite school site staff to Open Houses for programs to promote support for programs from teachers.

Develop

Continue professional development opportunities and staff meetings at the district office, to provide cohesive support for programs.

Evaluate

Evaluate program success with listed initiatives.