



Personalized Care Designed for Your Members



How Omada Provides Whole Person Care

Take control of my type 2 diabetes

Take control of your type 2 diabetes with our connected glucose meter (and as many test strips as you need).

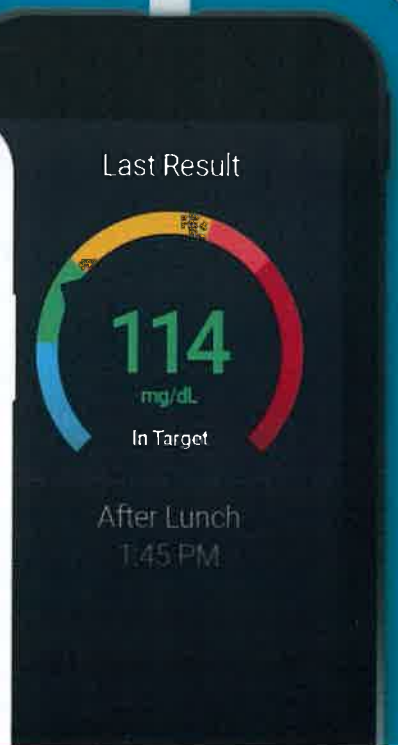
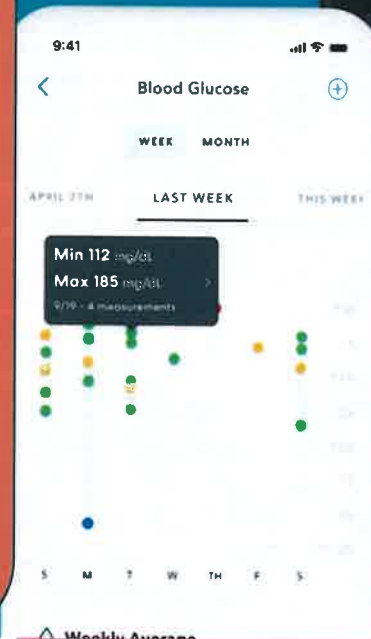

- ✓ Unlimited test strips
- ✓ Seamless tracking
- ✓ Personalized feedback

Giving Technology ❤️

Certified Diabetes Care and Education Specialist

Lives with Diabetes, too

KAREN | 61
LaPorte, IN



Lower my blood pressure

Make sense of your blood pressure readings with the help of this connected monitor.

- ✓ Seamless tracking
- ✓ Personalized feedback
- ✓ Yours to keep for good

Giving Technology ❤️

Hypertension Specialized Coaching

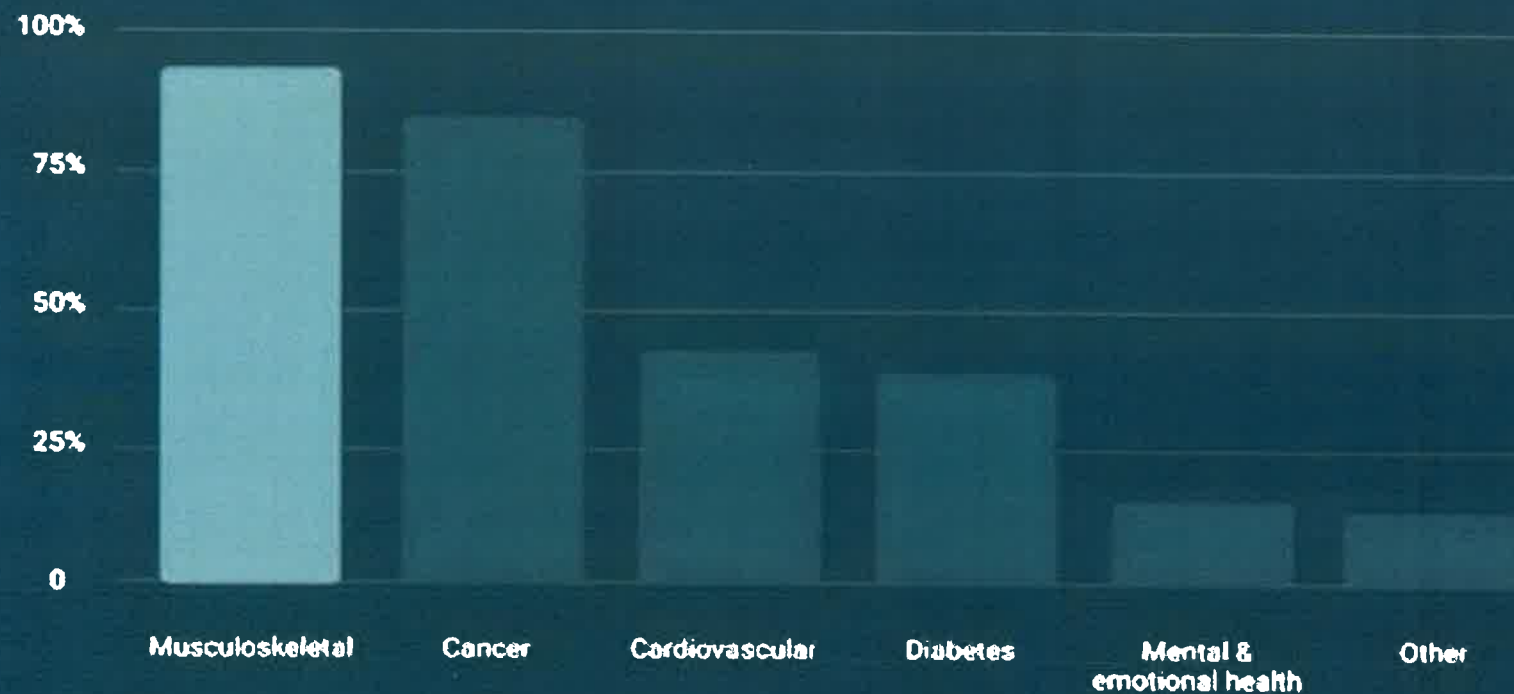
Right expertise for Chronic Conditions

MITCHELL | 46
Fort Worth, TX



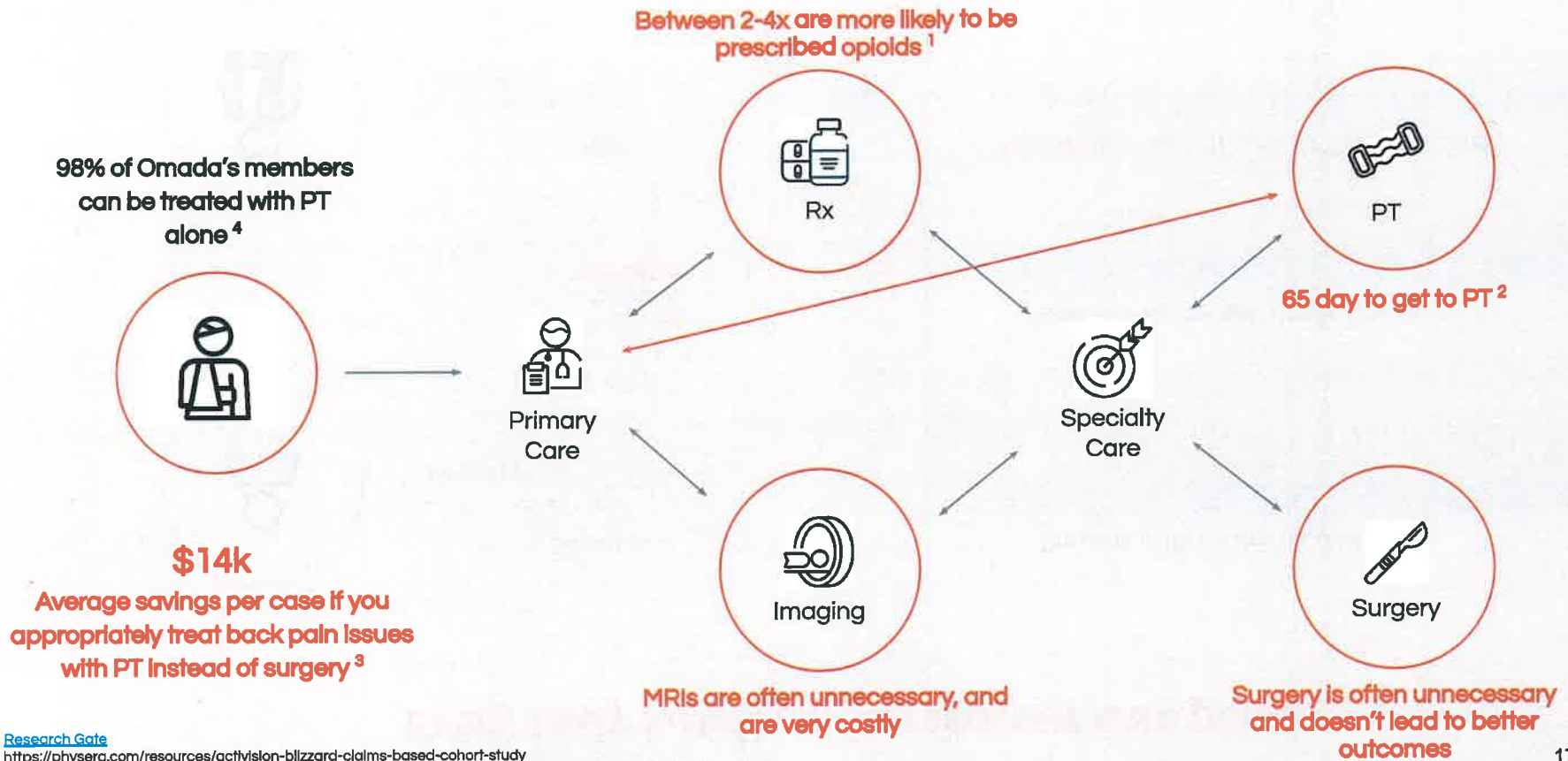
MSK outpaces all conditions as the top cost driver

90% of employers report MSK as their top medical claims spend



Source: Business Group On Health, Large Employers' Health Care Strategy and Plan Design Survey 2020

Patients are being misdirected to expensive and less effective treatment



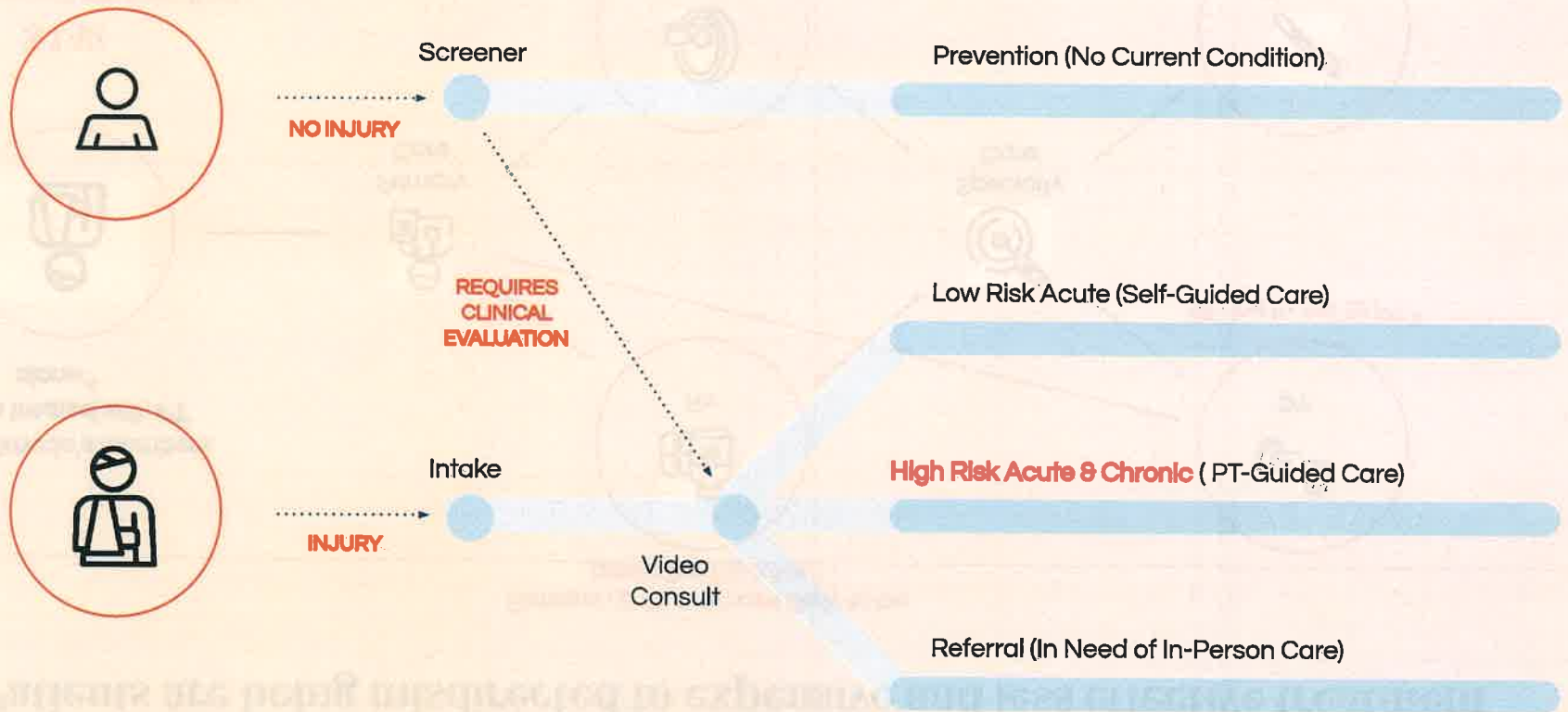
1. [Research Gate](#)

2. <https://physera.com/resources/activision-blizzard-claims-based-cohort-study>

3. Tosteson ANA, Skinner JS, Tosteson D, et al. The cost effectiveness of surgical versus non-operative treatment for lumbar disc herniation over two years: Evidence from the Spine Patient Outcomes Research Trial (SPORT). PubMed Central via the U.S. Department of Health and Human Services Public Access Program. June 2010.

4. Omada book of business data 2020

Every body is unique, just like our care plans



Outreach Communications

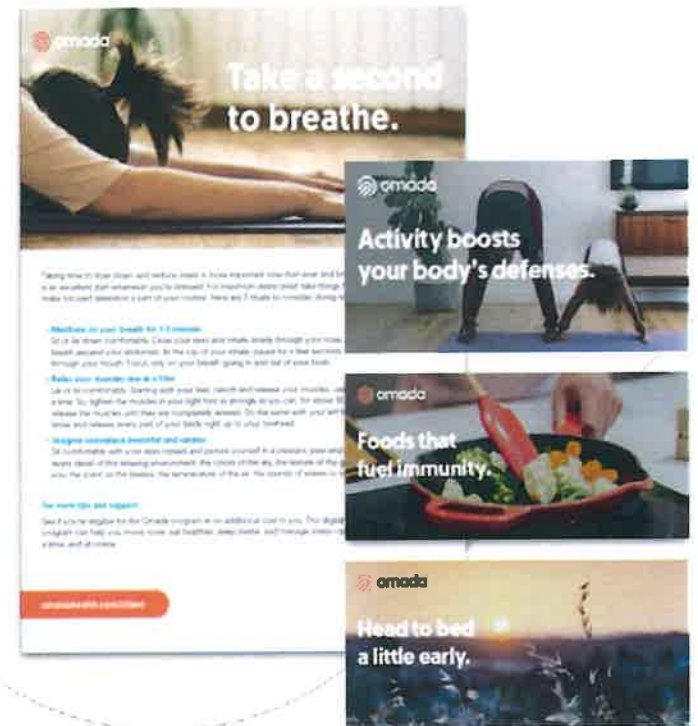
Omada-led Email Series



Social Media, Benefits Website, Intranet, Flyer, Home Mailer



Covid-19 Immunity Boosting Content



Outcomes Evidenced Based and Real World Outcomes

Prevention



- **4.7%** Avg Y1 weight loss
- A1C reduced **to normal range** through **3 YR**
- Y1 claims reductions **\$1,169**

Diabetes



- **1.1%** A1C reduction
- **77%** meeting A1C reduction goal
- **92%** program satisfaction

Hypertension



- Systolic BP **10 point reduction**
- Diastolic BP **6 point reduction**
- **89%** program satisfaction

Musculoskeletal



- **98%** improvement in concern area
- **100%** program satisfaction
- **27%** reduction in medical spend for users vs. non-users

Omada Complete - Full Population (19,270 members) Enrollment, Budget & Savings

	Enrollment	Gross Savings	Budget	Net Savings
Diabetes	56	\$101,769	\$46,088	\$55,681
Hypertension	329	\$436,596	\$173,383	\$263,213
Diabetes + Hypertension	102	\$249,237	\$94,146	\$155,091
Musculoskeletal	385	\$469,700	\$143,220	\$326,480
Total Program Enrollments ⁴	872	\$1,257,302	\$456,837	\$800,465

1. Estimated enrollment is for the first year

2. Average cost estimates are only for the first year of the program

3. Estimated total budget is calculated by multiplying enrollment by average cost

4. Total Program Enrollments may include members who are enrolled in more than one program due to comorbidities